

Quaternions*

(Com S 477/577 Notes)

Yan-Bin Jia

Dec 8, 2022

1 Introduction

Up until now we have learned that a rotation in \mathbb{R}^3 about some axis through the origin can be represented by a 3×3 orthogonal matrix with determinant 1. However, the matrix representation seems redundant because only four of its nine elements are independent. Also the geometric interpretation of such a matrix is not clear until we carry out several steps of calculation to extract the rotation axis and angle. Furthermore, to compose two rotations, we need to compute the product of the two corresponding matrices, which requires twenty-seven multiplications and eighteen additions.

Quaternions are very efficient for analyzing situations where rotations in \mathbb{R}^3 are involved. A quaternion is a 4-tuple, which is a more concise representation than a rotation matrix. Its geometric meaning is also more obvious as the rotation axis and angle can be trivially recovered. The quaternion algebra to be introduced will also allow us to easily compose rotations. This is because quaternion composition takes merely sixteen multiplications and twelve additions.

The development of quaternions is attributed to W. R. Hamilton [5] in 1843. Legend has it that Hamilton was walking with his wife Helen at the Royal Irish Academy when he was suddenly struck by the idea of adding a fourth dimension in order to multiply triples. Excited by this breakthrough, as the couple passed the Brougham bridge of the Royal Canal, he carved the newfound quaternion equations

$$\hat{i}^2 = \hat{j}^2 = \hat{k}^2 = \hat{i}\hat{j}\hat{k} = -1$$

into the stone of the bridge. This event is marked by a plaque at the exact location today. Hamilton spent the rest of his life working on quaternions, which became the first non-commutative algebra to be studied.

*Appendices are optional for reading unless specifically required. Sections 2.1, 2.2, 3, and 4 are based on Chapters 3–6 of the book [9] by J. B. Kuipers, Sections 1 and 6 are partially based on the essay by S. Oldenburger [10] who took the course, and Section 5 is based on [6].

2 Quaternion Algebra

The set of quaternions, together with the two operations of addition and multiplication, form a non-commutative ring.¹ The standard orthonormal basis for \mathbb{R}^3 is given by three unit vectors $\hat{\mathbf{i}} = (1, 0, 0)$, $\hat{\mathbf{j}} = (0, 1, 0)$, $\hat{\mathbf{k}} = (0, 0, 1)$. A *quaternion* q is defined as the sum of a scalar q_0 and a vector $\mathbf{q} = (q_1, q_2, q_3)$; namely,

$$q = q_0 + \mathbf{q} = q_0 + q_1\hat{\mathbf{i}} + q_2\hat{\mathbf{j}} + q_3\hat{\mathbf{k}}. \quad (1)$$

2.1 Addition and Multiplication

Addition of two quaternions acts component-wise. More specifically, consider the quaternion q above and another quaternion

$$p = p_0 + p_1\hat{\mathbf{i}} + p_2\hat{\mathbf{j}} + p_3\hat{\mathbf{k}}. \quad (2)$$

Then we have

$$p + q = (p_0 + q_0) + (p_1 + q_1)\hat{\mathbf{i}} + (p_2 + q_2)\hat{\mathbf{j}} + (p_3 + q_3)\hat{\mathbf{k}}.$$

Every quaternion q has a negative $-q$ with components $-q_i$, $i = 0, 1, 2, 3$.

The product of two quaternions satisfies these fundamental rules introduced by Hamilton:

$$\begin{aligned} \hat{\mathbf{i}} \otimes \hat{\mathbf{i}} &= \hat{\mathbf{j}} \otimes \hat{\mathbf{j}} = \hat{\mathbf{k}} \otimes \hat{\mathbf{k}} = \hat{\mathbf{i}} \otimes \hat{\mathbf{j}} \otimes \hat{\mathbf{k}} = -1, \\ \hat{\mathbf{i}} \otimes \hat{\mathbf{j}} &= \hat{\mathbf{k}} = -\hat{\mathbf{j}} \otimes \hat{\mathbf{i}}, \\ \hat{\mathbf{j}} \otimes \hat{\mathbf{k}} &= \hat{\mathbf{i}} = -\hat{\mathbf{k}} \otimes \hat{\mathbf{j}}, \\ \hat{\mathbf{k}} \otimes \hat{\mathbf{i}} &= \hat{\mathbf{j}} = -\hat{\mathbf{i}} \otimes \hat{\mathbf{k}}. \end{aligned}$$

Now we can give the product of two quaternions p and q :

$$\begin{aligned} p \otimes q &= (p_0 + p_1\hat{\mathbf{i}} + p_2\hat{\mathbf{j}} + p_3\hat{\mathbf{k}}) \otimes (q_0 + q_1\hat{\mathbf{i}} + q_2\hat{\mathbf{j}} + q_3\hat{\mathbf{k}}) \\ &\equiv p_0q_0 - (p_1q_1 + p_2q_2 + p_3q_3) + p_0(q_1\hat{\mathbf{i}} + q_2\hat{\mathbf{j}} + q_3\hat{\mathbf{k}}) + q_0(p_1\hat{\mathbf{i}} + p_2\hat{\mathbf{j}} + p_3\hat{\mathbf{k}}) \\ &\quad + (p_2q_3 - p_3q_2)\hat{\mathbf{i}} + (p_3q_1 - p_1q_3)\hat{\mathbf{j}} + (p_1q_2 - p_2q_1)\hat{\mathbf{k}}. \end{aligned}$$

Whew! It is too long to remember or even to understand what is going on. Fortunately, we can utilize the inner product and cross product of two vectors in \mathbb{R}^3 to write the above quaternion product in a more concise form:

$$p \otimes q = p_0q_0 - \mathbf{p} \cdot \mathbf{q} + p_0\mathbf{q} + q_0\mathbf{p} + \mathbf{p} \times \mathbf{q}. \quad (3)$$

In the above, $\mathbf{p} = (p_1, p_2, p_3)$ and $\mathbf{q} = (q_1, q_2, q_3)$ are the vector parts of p and q , respectively. The product (3) can be simplified when p has only a scalar component or both p and q have vector components only:

$$p_0 \otimes q = p_0q_0 + p_0\mathbf{q} = p_0q, \quad (4)$$

$$\mathbf{p} \otimes \mathbf{q} = -\mathbf{p} \cdot \mathbf{q} + \mathbf{p} \times \mathbf{q}. \quad (5)$$

¹For the purpose of this course, you don't really need to know what a ring is although it can be found in a standard algebra text such as the one by Hungerford [7] or Jacobson [8].

EXAMPLE 1. Suppose the two vectors are given as follows:

$$\begin{aligned} p &= 3 + \hat{i} - 2\hat{j} + \hat{k}, \\ q &= 2 - \hat{i} + 2\hat{j} + 3\hat{k}. \end{aligned}$$

We single out their vector parts $\mathbf{p} = (1, -2, 1)$ and $\mathbf{q} = (-1, 2, 3)$ and calculate their inner and cross products:

$$\begin{aligned} \mathbf{p} \cdot \mathbf{q} &= -2, \\ \mathbf{p} \times \mathbf{q} &= \begin{vmatrix} \hat{i} & \hat{j} & \hat{k} \\ 1 & -2 & 1 \\ -1 & 2 & 3 \end{vmatrix} \\ &= -8\hat{i} - 4\hat{j}. \end{aligned}$$

By (3) the quaternion product is then

$$\begin{aligned} p \otimes q &= 6 - (-2) + 3(-\hat{i} + 2\hat{j} + 3\hat{k}) + 2(\hat{i} - 2\hat{j} + \hat{k}) + (-8\hat{i} - 4\hat{j}) \\ &= 8 - 9\hat{i} - 2\hat{j} + 11\hat{k}. \end{aligned}$$

We see that the product of two quaternions is still a quaternion with scalar part $p_0q_0 - \mathbf{p} \cdot \mathbf{q}$ and vector part $p_0\mathbf{q} + q_0\mathbf{p} + \mathbf{p} \times \mathbf{q}$. The set of quaternions is closed under multiplication and addition. It is not difficult to verify that multiplication of quaternions is distributive over addition. The identity quaternion has real part 1 and vector part $\mathbf{0}$.

2.2 Conjugate, Norm, and Inverse

Let $q = q_0 + \mathbf{q} = q_0 + q_1\hat{i} + q_2\hat{j} + q_3\hat{k}$ be a quaternion. The *conjugate* of q , denoted q^* , is defined as

$$q^* = q_0 - \mathbf{q} = q_0 - q_1\hat{i} - q_2\hat{j} - q_3\hat{k}.$$

From the definition we immediately have

$$\begin{aligned} (q^*)^* &= q_0 - (-\mathbf{q}) = q, \\ q + q^* &= 2q_0, \\ q^* \otimes q &= (q_0 - \mathbf{q}) \otimes (q_0 + \mathbf{q}) \\ &= q_0q_0 - (-\mathbf{q}) \cdot \mathbf{q} + q_0\mathbf{q} + (-\mathbf{q})q_0 + (-\mathbf{q}) \times \mathbf{q} && \text{by (3)} \\ &= q_0^2 + \mathbf{q} \cdot \mathbf{q} \\ &= q_0^2 + q_1^2 + q_2^2 + q_3^2 \\ &= q \otimes q^*. \end{aligned}$$

Given two quaternions p and q , we can easily verify that

$$(p \otimes q)^* = q^* \otimes p^*. \quad (6)$$

The *norm* of a quaternion q , denoted by $|q|$, is the scalar $|q| = \sqrt{q^* \otimes q}$. A quaternion is called a *unit quaternion* if its norm is 1. The norm of the product of two quaternions p and q is the product

of the individual norms, for we have

$$\begin{aligned}
 |p \otimes q|^2 &= (p \otimes q) \otimes (p \otimes q)^* \\
 &= p \otimes q \otimes q^* \otimes p^* \\
 &= p|q|^2 \otimes p^* \\
 &= p \otimes p^* |q|^2 \\
 &= |p|^2 |q|^2.
 \end{aligned}$$

The *inverse* of a quaternion q is defined as

$$q^{-1} = \frac{q^*}{|q|^2}.$$

We can easily verify that $q^{-1} \otimes q = q \otimes q^{-1} = 1$. In the case q is a unit quaternion, the inverse is its conjugate q^* .

3 Quaternion Rotation Operator

How can a quaternion, which lives in \mathbb{R}^4 , operate on a vector, which lives in \mathbb{R}^3 ? First, we note that a vector $\mathbf{v} \in \mathbb{R}^3$ is a *pure quaternion* whose real part is zero.

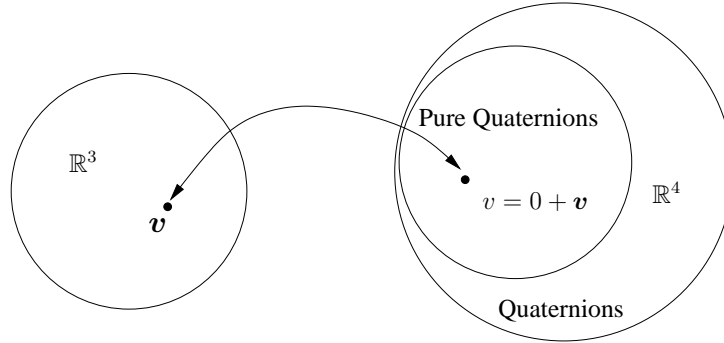


Figure 1: \mathbb{R}^3 is viewed as the space of pure quaternions.

Using the unit quaternion q , we define an operator on vectors $\mathbf{v} \in \mathbb{R}^3$:

$$\begin{aligned}
 L_q(\mathbf{v}) &= q \otimes \mathbf{v} \otimes q^* \\
 &= (q_0^2 - \|\mathbf{q}\|^2)\mathbf{v} + 2(\mathbf{q} \cdot \mathbf{v})\mathbf{q} + 2q_0(\mathbf{q} \times \mathbf{v}).
 \end{aligned} \tag{7}$$

Here we make two observations. First, the quaternion operator (7) does not change the length of the vector \mathbf{v} for

$$\begin{aligned}
 \|L_q(\mathbf{v})\| &= \|q \otimes \mathbf{v} \otimes q^*\| \\
 &= |q| \cdot \|\mathbf{v}\| \cdot |q^*| \\
 &= \|\mathbf{v}\|.
 \end{aligned}$$

Second, the direction of \mathbf{v} , if along \mathbf{q} , is left unchanged by the operator L_q . To verify this, we let $\mathbf{v} = k\mathbf{q}$ and have

$$\begin{aligned} q \otimes \mathbf{v} \otimes q^* &= q \otimes (k\mathbf{q}) \otimes q^* \\ &= (q_0^2 - \|\mathbf{q}\|^2)(k\mathbf{q}) + 2(\mathbf{q} \cdot k\mathbf{q})\mathbf{q} + 2q_0(\mathbf{q} \times k\mathbf{q}) \\ &= k(q_0^2 + \|\mathbf{q}\|^2)\mathbf{q} \\ &= k\mathbf{q}. \end{aligned}$$

Essentially, any vector along \mathbf{q} is thus not changed under L_q . This makes us guess that the operator L_q acts like a rotation about \mathbf{q} , which will be made precise by the next theorem.

Before proceeding with the theorem, we remark that the operator L_q is linear over \mathbb{R}^3 . For any two vectors $\mathbf{v}_1, \mathbf{v}_2 \in \mathbb{R}^3$ and any $a_1, a_2 \in \mathbb{R}$ we can show that

$$L_q(a_1\mathbf{v}_1 + a_2\mathbf{v}_2) = a_1L_q(\mathbf{v}_1) + a_2L_q(\mathbf{v}_2).$$

Theorem 1 *For any unit quaternion*

$$q = q_0 + \mathbf{q} = \cos \frac{\theta}{2} + \hat{\mathbf{u}} \sin \frac{\theta}{2}, \quad (8)$$

and for any vector $\mathbf{v} \in \mathbb{R}^3$ the action of the operator

$$L_q(\mathbf{v}) = q \otimes \mathbf{v} \otimes q^*$$

on \mathbf{v} is equivalent to a rotation of the vector through an angle θ about $\hat{\mathbf{u}}$ as the axis of rotation.

Proof Given a vector $\mathbf{v} \in \mathbb{R}^3$, we decompose it as $\mathbf{v} = \mathbf{a} + \mathbf{n}$, where \mathbf{a} is the component along the vector \mathbf{q} and \mathbf{n} is the component normal to \mathbf{q} . Then we show that under the operator L_q , \mathbf{a} is invariant, while \mathbf{n} is rotated about \mathbf{q} through an angle θ . Since the operator is linear, this shows that the image $q \otimes \mathbf{v} \otimes q^*$ is indeed interpreted as a rotation of \mathbf{v} about \mathbf{q} through an angle θ .

We know from an early reasoning that \mathbf{a} is invariant under L_q . So let us focus on the effect of L_q on the orthogonal component \mathbf{n} . We have

$$\begin{aligned} L_q(\mathbf{n}) &= (q_0^2 - \|\mathbf{q}\|^2)\mathbf{n} + 2(\mathbf{q} \cdot \mathbf{n})\mathbf{q} + 2q_0(\mathbf{q} \times \mathbf{n}) \\ &= (q_0^2 - \|\mathbf{q}\|^2)\mathbf{n} + 2q_0(\mathbf{q} \times \mathbf{n}) \\ &= (q_0^2 - \|\mathbf{q}\|^2)\mathbf{n} + 2q_0\|\mathbf{q}\|(\hat{\mathbf{u}} \times \mathbf{n}), \end{aligned}$$

where in the last step above we introduced $\hat{\mathbf{u}} = \mathbf{q}/\|\mathbf{q}\|$. Denote $\mathbf{n}_\perp = \hat{\mathbf{u}} \times \mathbf{n}$. So the last equation becomes

$$L_q(\mathbf{n}) = (q_0^2 - \|\mathbf{q}\|^2)\mathbf{n} + 2q_0\|\mathbf{q}\|\mathbf{n}_\perp. \quad (9)$$

Note that \mathbf{n}_\perp and \mathbf{n} have the same length:

$$\|\mathbf{n}_\perp\| = \|\mathbf{n} \times \hat{\mathbf{u}}\| = \|\mathbf{n}\| \cdot \|\hat{\mathbf{u}}\| \sin \frac{\pi}{2} = \|\mathbf{n}\|.$$

Finally, we rewrite (9) into the form

$$\begin{aligned} L_q(\mathbf{n}) &= \left(\cos^2 \frac{\theta}{2} - \sin^2 \frac{\theta}{2} \right) \mathbf{n} + \left(2 \cos \frac{\theta}{2} \sin \frac{\theta}{2} \right) \mathbf{n}_\perp \\ &= \cos \theta \mathbf{n} + \sin \theta \mathbf{n}_\perp. \end{aligned}$$

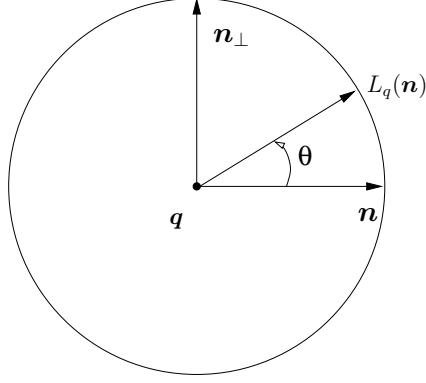


Figure 2: Quaternion acts as rotation.

Namely, the resulting vector is a rotation of \mathbf{n} through an angle θ in the plane defined by \mathbf{n} and \mathbf{n}_\perp . See the figure below. This vector is clearly orthogonal to the rotation axis. \square

We make two remarks here. First, it is clear to us that a rotation of a vector \mathbf{v} about $\hat{\mathbf{u}}$ through θ is equivalent to its rotation about $-\hat{\mathbf{u}}$ through $-\theta$. The latter rotation is described by the quaternion

$$\cos \frac{-\theta}{2} + (-\hat{\mathbf{u}}) \sin \frac{-\theta}{2} = \cos \frac{\theta}{2} + \hat{\mathbf{u}} \sin \frac{\theta}{2},$$

the same as that describing the former rotation. Second, the quaternion negation $-q = \cos \frac{2\pi+\theta}{2} + \hat{\mathbf{u}} \sin \frac{2\pi+\theta}{2}$, when applied to \mathbf{v} , will result in the same vector $L_{-q} = (-q) \otimes \mathbf{v} \otimes (-q)^* = q \otimes \mathbf{v} \otimes q^*$. It represents the rotation about the same axis through the angle $2\pi + \theta$, essentially the same rotation. The redundancy ratio of quaternions in describing rotations is thus two, dimensionally six less than that of orthogonal matrices.

We substitute the unit quaternion form (8) into (7) to obtain the resulting vector from rotating a vector \mathbf{v} about the axis $\hat{\mathbf{u}}$ through θ :

$$\begin{aligned} L_q(\mathbf{v}) &= \left(\cos^2 \frac{\theta}{2} - \sin^2 \frac{\theta}{2} \right) \mathbf{v} + 2 \left(\hat{\mathbf{u}} \sin \frac{\theta}{2} \cdot \mathbf{v} \right) \hat{\mathbf{u}} \sin \frac{\theta}{2} + 2 \cos \frac{\theta}{2} \left(\hat{\mathbf{u}} \sin \frac{\theta}{2} \times \mathbf{v} \right) \\ &= \cos \theta \cdot \mathbf{v} + (1 - \cos \theta) (\hat{\mathbf{u}} \cdot \mathbf{v}) \hat{\mathbf{u}} + \sin \theta \cdot (\hat{\mathbf{u}} \times \mathbf{v}). \end{aligned} \quad (10)$$

Let us rewrite the right hand side of equation (7) as a matrix product:

$$L_q(\mathbf{v}) = \left((q_0^2 - \|\mathbf{q}\|^2) I_3 + 2\mathbf{q}\mathbf{q}^\top + 2q_0[\mathbf{q}]_\times \right) \mathbf{v},$$

where I_3 is the 3×3 identity matrix and the operator $[\cdot]_\times$ yields a matrix which, when left multiplying any vector \mathbf{v} , results in the cross product of the operand with \mathbf{v} . Namely,

$$[\mathbf{q}]_\times = \begin{pmatrix} 0 & -q_3 & q_2 \\ q_3 & 0 & -q_1 \\ -q_2 & q_1 & 0 \end{pmatrix} \quad (11)$$

carries out a cross product with \mathbf{q} as the left operand. Given that \mathbf{v} is an arbitrary vector, the rotation matrix corresponding to \mathbf{q} is then

$$R = (q_0^2 - \|\mathbf{q}\|^2) I_3 + 2\mathbf{q}\mathbf{q}^\top + 2q_0[\mathbf{q}]_\times.$$

Conversely, given a rotation matrix R , we can use the method described in the notes “Rotations in the Space” to recover the axis and angle of the rotation, and subsequently construct the quaternion.

EXAMPLE 2. Consider a rotation about an axis defined by $(1, 1, 1)$ through an angle of $2\pi/3$. About this axis, the basis vectors $\hat{\mathbf{i}}, \hat{\mathbf{j}},$ and $\hat{\mathbf{k}}$ generate the same cone when rotated through 2π . We define a unit vector

$$\hat{\mathbf{u}} = \frac{1}{\sqrt{3}}(1, 1, 1).$$

Let the rotation angle $\theta = 2\pi/3$. The quaternion q defining the rotation is then given as

$$\begin{aligned} q &= \cos \frac{\theta}{2} + \hat{\mathbf{u}} \sin \frac{\theta}{2} \\ &= \frac{1}{2} + \frac{1}{2}\hat{\mathbf{i}} + \frac{1}{2}\hat{\mathbf{j}} + \frac{1}{2}\hat{\mathbf{k}}. \end{aligned}$$

Let us compute the effect of rotation on the basis vector $\hat{\mathbf{i}} = (1, 0, 0)$. We obtain the resulting vector using (10):

$$\begin{aligned} \mathbf{v} &= -\frac{1}{2} \begin{pmatrix} 1 \\ 0 \\ 0 \end{pmatrix} + \left(1 + \frac{1}{2}\right) \cdot \frac{1}{\sqrt{3}} \cdot \frac{1}{\sqrt{3}} \begin{pmatrix} 1 \\ 1 \\ 1 \end{pmatrix} + \frac{\sqrt{3}}{2} \cdot \frac{1}{\sqrt{3}} \begin{pmatrix} 1 \\ 1 \\ 1 \end{pmatrix} \times \begin{pmatrix} 1 \\ 0 \\ 0 \end{pmatrix} \\ &= \begin{pmatrix} -\frac{1}{2} \\ 0 \\ 0 \end{pmatrix} + \begin{pmatrix} \frac{1}{2} \\ \frac{1}{2} \\ \frac{1}{2} \end{pmatrix} + \begin{pmatrix} 0 \\ \frac{1}{2} \\ -\frac{1}{2} \end{pmatrix} \\ &= \hat{\mathbf{j}}. \end{aligned}$$

The rotation of \mathbf{v} under the operator L_q can also be interpreted from the perspective of an observer attached to the vector \mathbf{v} . What he sees happening is that the coordinate frame rotates through the angle $-\theta$ about the same axis defined by the quaternion.

Theorem 2 *For any unit quaternion*

$$q = q_0 + \mathbf{q} = \cos \frac{\theta}{2} + \hat{\mathbf{u}} \sin \frac{\theta}{2},$$

and for any vector $\mathbf{v} \in \mathbb{R}^3$ the action of the operator

$$L_{q^*}(\mathbf{v}) = q^* \otimes \mathbf{v} \otimes (q^*)^* = q^* \otimes \mathbf{v} \otimes q$$

is a rotation of the coordinate frame about the axis $\hat{\mathbf{u}}$ through an angle θ while \mathbf{v} is not rotated.

Equivalently, the operator L_q rotates the vector \mathbf{v} with respect to the coordinate frame through an angle $-\theta$ about \mathbf{q} .

The quaternion operator $L_q(\mathbf{v}) = q \otimes \mathbf{v} \otimes q^*$ may be interpreted as a *point or vector rotation* with respect to the (fixed) coordinate frame. The quaternion operator $L_{q^*}(\mathbf{v}) = q^* \otimes \mathbf{v} \otimes q$ may be interpreted as a *coordinate frame rotation* with respect to the (fixed) space of points.

4 Quaternion Operator Sequences

Let p and q be two unit quaternions. We first apply the operator L_p to the vector \mathbf{u} and obtain the vector \mathbf{v} . To \mathbf{v} we then apply the operator L_q and obtain the vector \mathbf{w} . Equivalently, we apply the composition $L_q \circ L_p$ of the two operators:

$$\begin{aligned}
 \mathbf{w} &= L_q(\mathbf{v}) \\
 &= q \otimes \mathbf{v} \otimes q^* \\
 &= q \otimes (p \otimes \mathbf{u} \otimes p^*)q^* \\
 &= (q \otimes p) \otimes \mathbf{u} \otimes (q \otimes p)^* \\
 &= L_{q \otimes p}(\mathbf{u}).
 \end{aligned}$$

Because p and q are unit quaternions, so is the product $q \otimes p$. Hence the above equation describes a rotation operator whose defining quaternion is the product of the two quaternions p and q . The axis and angle of the composite rotation is given by the product $q \otimes p$.

Similarly, consider the quaternion operators $L_{p^*}(\mathbf{u}) = p^* \otimes \mathbf{u} \otimes p$ and $L_{q^*}(\mathbf{v}) = q^* \otimes \mathbf{v} \otimes q$ which carry out rotations of the coordinate system determined by quaternions p and q , respectively. Then the quaternion product $p \otimes q$ defines an operator $L_{(p \otimes q)^*}$, which represents a sequence of operators L_{p^*} followed by L_{q^*} . The axis and angle of rotation of $L_{(p \otimes q)^*}$ are those represented by the quaternion product $p \otimes q$.

EXAMPLE 3. We now use the quaternion method to find the axis and angle of the composite rotation in the Satellite tracking example from the notes titled ‘‘Rotations in the Space’’. Recall that the tracking application takes a rotation about the z -axis through a bearing angle α followed by a rotation about the new y -axis through an elevation angle β . After these two rotations, the new x -axis points toward the satellite. The two rotations are respectively described by the two quaternions below:

$$\begin{aligned}
 p &= \cos \frac{\alpha}{2} + \sin \frac{\alpha}{2} \hat{\mathbf{k}}, \\
 q &= \cos \frac{\beta}{2} + \sin \frac{\beta}{2} \hat{\mathbf{j}}.
 \end{aligned}$$

Since we are rotating the coordinate frame, the two operators L_{p^*} and L_{q^*} are applied sequentially. The composite rotation operator is $L_{(p \otimes q)^*}$, which transforms coordinates in the station frame to those in the tracking frame. And the quaternion describing the composition rotation is the product $p \otimes q$ which is as follows.

$$\begin{aligned}
 p \otimes q &= \left(\cos \frac{\alpha}{2} + \sin \frac{\alpha}{2} \hat{\mathbf{k}} \right) \left(\cos \frac{\beta}{2} + \sin \frac{\beta}{2} \hat{\mathbf{j}} \right) \\
 &= \cos \frac{\alpha}{2} \cos \frac{\beta}{2} + \cos \frac{\alpha}{2} \sin \frac{\beta}{2} \hat{\mathbf{j}} + \sin \frac{\alpha}{2} \cos \frac{\beta}{2} \hat{\mathbf{k}} + \sin \frac{\alpha}{2} \sin \frac{\beta}{2} (\hat{\mathbf{k}} \times \hat{\mathbf{j}}) \\
 &= \cos \frac{\alpha}{2} \cos \frac{\beta}{2} - \sin \frac{\alpha}{2} \sin \frac{\beta}{2} \hat{\mathbf{i}} + \cos \frac{\alpha}{2} \sin \frac{\beta}{2} \hat{\mathbf{j}} + \sin \frac{\alpha}{2} \cos \frac{\beta}{2} \hat{\mathbf{k}}.
 \end{aligned}$$

The axis of the composite rotation is defined by the vector

$$\mathbf{v} = \left(-\sin \frac{\alpha}{2} \sin \frac{\beta}{2}, \cos \frac{\alpha}{2} \sin \frac{\beta}{2}, \sin \frac{\alpha}{2} \cos \frac{\beta}{2} \right). \quad (12)$$

And the angle of rotation θ satisfies

$$\begin{aligned}
 \cos \frac{\theta}{2} &= \cos \frac{\alpha}{2} \cos \frac{\beta}{2}, \\
 \sin \frac{\theta}{2} &= \|\mathbf{v}\|.
 \end{aligned}$$

The cosine is same as obtained in Section 4 of the handouts titled “Rotation in the Space” for we have

$$\begin{aligned}
 \cos \theta &= 2 \cos^2 \frac{\theta}{2} - 1 \\
 &= 2 \cos^2 \frac{\alpha}{2} \cos^2 \frac{\beta}{2} - 1 \\
 &= 2 \frac{\cos \alpha + 1}{2} \cdot \frac{\cos \beta + 1}{2} - 1 \\
 &= \frac{\cos \alpha \cos \beta + \cos \alpha + \cos \beta - 1}{2}.
 \end{aligned}$$

Note that the rotation axis and angle in that section transforms coordinates in the tracking frame to those in the station frame. This explains why the axis \mathbf{v} in (12) is opposite to the one obtained in that section while the angle is the same.

5 Application: 3-D Shape Registration

An important problem in model-based recognition is to find the transformation of a set of data points that yields the best match of these points against a shape model. The process is often referred to as *data registration*. The data points are typically measured on a real object by range sensors, touch sensors, etc., and given in Cartesian coordinates. The quality of a match is often described as the total squared distance from the data points to the model. When multiple shape models are possible, the one that results in the least total distance is then recognized as the shape of the object.

Quaternions are very effective in solving the above least-squares-based registration problem. Let us begin with a formulation of the problem in 3D. Let $\{\mathbf{p}_1, \mathbf{p}_2, \dots, \mathbf{p}_n\}$ be a set of data points. We assume that $\mathbf{p}_1, \dots, \mathbf{p}_n$ are to be matched against the points $\mathbf{q}_1, \dots, \mathbf{q}_n$ on a shape model. Namely, the *correspondences* between the data points and those on the model have been predetermined. Then the problem is to find a rotation, represented by an orthogonal matrix R with $\det(R) = 1$, and a translation \mathbf{b} as the solution to the following minimization:

$$\min_{R, \mathbf{b}} \sum_{i=1}^n \|R\mathbf{p}_i + \mathbf{b} - \mathbf{q}_i\|^2. \tag{13}$$

We begin by computing the centroids of the two sets of points:

$$\begin{aligned}
 \bar{\mathbf{p}} &= \frac{1}{n} \sum_{i=1}^n \mathbf{p}_i; \\
 \bar{\mathbf{q}} &= \frac{1}{n} \sum_{i=1}^n \mathbf{q}_i.
 \end{aligned}$$

The relative coordinates of all the points to their centroids are obtained as, for $1 \leq i \leq n$,

$$\begin{aligned}
 \mathbf{p}'_i &= \mathbf{p}_i - \bar{\mathbf{p}}; \\
 \mathbf{q}'_i &= \mathbf{q}_i - \bar{\mathbf{q}}.
 \end{aligned}$$

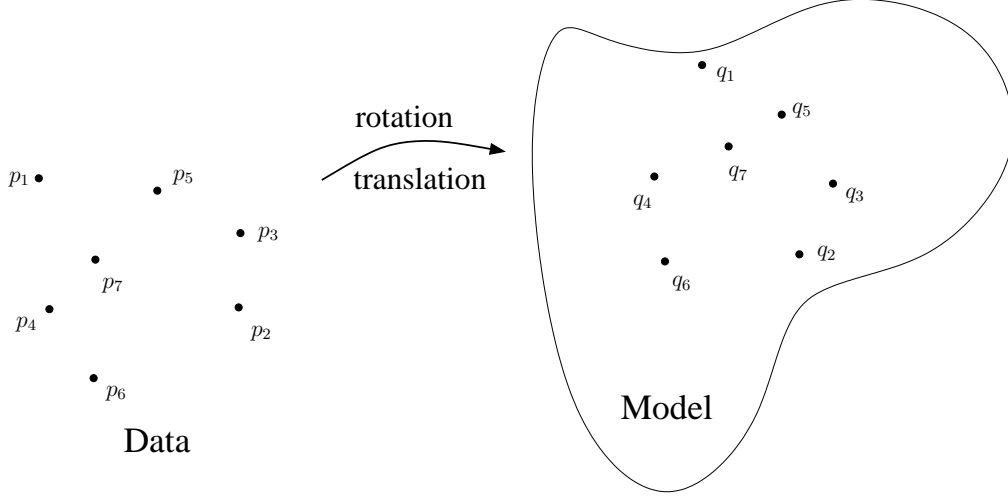


Figure 3: Matching two point sets p_i and q_j .

Clearly, we have

$$\sum_{i=1}^n p'_i = \sum_{i=1}^n p_i - n\bar{p} = \sum_{i=1}^n p_i - n \cdot \frac{1}{n} \sum_{i=1}^n p_i = 0; \quad (14)$$

$$\sum_{i=1}^n q'_i = \sum_{i=1}^n q_i - n\bar{q} = \sum_{i=1}^n q_i - n \cdot \frac{1}{n} \sum_{i=1}^n q_i = 0. \quad (15)$$

Let us rewrite the objective function in (13) in terms of $\bar{p}, \bar{q}, p'_i, q'_i$:

$$\begin{aligned} \sum_{i=1}^n \|R\mathbf{p}_i + \mathbf{b} - \mathbf{q}_i\|^2 &= \sum_{i=1}^n \|R\mathbf{p}'_i - \mathbf{q}'_i + R\bar{\mathbf{p}} - \bar{\mathbf{q}} + \mathbf{b}\|^2 \\ &= \sum_{i=1}^n (R\mathbf{p}'_i - \mathbf{q}'_i + R\bar{\mathbf{p}} - \bar{\mathbf{q}} + \mathbf{b}) \cdot (R\mathbf{p}'_i - \mathbf{q}'_i + R\bar{\mathbf{p}} - \bar{\mathbf{q}} + \mathbf{b}) \\ &= \sum_{i=1}^n \|R\mathbf{p}'_i - \mathbf{q}'_i\|^2 + \left(2 \sum_{i=1}^n (R\mathbf{p}'_i - \mathbf{q}'_i) \right) \cdot (R\bar{\mathbf{p}} - \bar{\mathbf{q}} + \mathbf{b}) + n\|R\bar{\mathbf{p}} - \bar{\mathbf{q}} + \mathbf{b}\|^2 \\ &= \sum_{i=1}^n \|R\mathbf{p}'_i - \mathbf{q}'_i\|^2 + 2 \left(R \sum_{i=1}^n \mathbf{p}'_i - \sum_{i=1}^n \mathbf{q}'_i \right) \cdot (R\bar{\mathbf{p}} - \bar{\mathbf{q}} + \mathbf{b}) + n\|R\bar{\mathbf{p}} - \bar{\mathbf{q}} + \mathbf{b}\|^2 \\ &= \sum_{i=1}^n \|R\mathbf{p}'_i - \mathbf{q}'_i\|^2 + n\|R\bar{\mathbf{p}} - \bar{\mathbf{q}} + \mathbf{b}\|^2, \quad \text{by (14) and (15).} \end{aligned}$$

The minimizing translation \mathbf{b} should make the second term in the last equation above zero, yielding:

$$\mathbf{b} = \bar{\mathbf{q}} - R\bar{\mathbf{p}}. \quad (16)$$

Thus we have decomposed the problem of data registration into two phases: the first of which determines its optimal translation, as given by equation (16), and the second of which determines

the optimal rotation of the set $\{\mathbf{p}_i\}$. Note that every point \mathbf{p}_i is transformed into $R(\mathbf{p}_i - \bar{\mathbf{p}}) + \bar{\mathbf{q}}$ before matching against \mathbf{q}_i . Equivalently, to find the best match of the two point sets $\{\mathbf{p}_i\}$ and $\{\mathbf{q}_i\}$, we first translate $\{\mathbf{p}_i\}$ to let their centroid coincide with that of $\{\mathbf{q}_i\}$, and then rotate about the common centroid.

By the reasoning so far, the optimal rotation can be solved from the formulation below:

$$\min_R \sum_{i=1}^n \|R\mathbf{p}'_i - \mathbf{q}'_i\|^2. \quad (17)$$

Here we present an exact solution to (17) as described in [6] using quaternions. An equivalent quaternion-based solution is given in [4]. The version of matching two curves (or surfaces), also assuming pointwise correspondences, is solved exactly in [12] in a somewhat similar manner without the use of quaternions.

First, we rewrite the summation in (17) as follows:

$$\begin{aligned} \sum_{i=1}^n \|R\mathbf{p}'_i - \mathbf{q}'_i\|^2 &= \sum_{i=1}^n (R\mathbf{p}'_i \cdot R\mathbf{p}'_i) - 2 \sum_{i=1}^n (R\mathbf{p}'_i \cdot \mathbf{q}'_i) + \sum_{i=1}^n \mathbf{q}'_i \cdot \mathbf{q}'_i \\ &= \sum_{i=1}^n (\|\mathbf{p}'_i\|^2 + \|\mathbf{q}'_i\|^2) - 2 \sum_{i=1}^n R\mathbf{p}'_i \cdot \mathbf{q}'_i. \end{aligned}$$

The first summand in the last equation above does not depend on the rotation, so we need only minimize the second summand. Equivalently, this can be done through a maximization:

$$\max_R \sum_{i=1}^n R\mathbf{p}'_i \cdot \mathbf{q}'_i. \quad (18)$$

The rotation matrix R has nine entries, only four of which are independent due to the orthogonality and unit determinant of R . Instead, we represent rotations using unit quaternions. Essentially, we find the unit quaternion q that maximizes

$$\sum_{i=1}^n (q \otimes \mathbf{p}'_i \otimes q^*) \cdot \mathbf{q}'_i. \quad (19)$$

Here we view quaternions as vectors in \mathbb{R}^4 . Let $q = (q_0, q_1, q_2, q_3)^\top$ and $q^* = (q_0, -q_1, -q_2, -q_3)^\top$. Also, the points $\mathbf{p}'_1, \dots, \mathbf{p}'_n$ and $\mathbf{q}'_1, \dots, \mathbf{q}'_n$ are viewed as 4-tuples with $\mathbf{p}'_i = (0, p'_{i1}, p'_{i2}, p'_{i3})^\top$ and $\mathbf{q}'_i = (0, q'_{i1}, q'_{i2}, q'_{i3})^\top$ by a slight abuse of notation.

Applying the definition of quaternion product, it is not difficult to show that

$$(q \otimes \mathbf{p}'_i \otimes q^*) \cdot \mathbf{q}'_i = (q \otimes \mathbf{p}'_i) \cdot (\mathbf{q}'_i \otimes q). \quad (20)$$

Next, we intend to rewrite the summands in (19) as matrix products. For this purpose, we define matrices

$$P_i = \begin{pmatrix} 0 & -p'_{i1} & -p'_{i2} & -p'_{i3} \\ p'_{i1} & 0 & p'_{i3} & -p'_{i2} \\ p'_{i2} & -p'_{i3} & 0 & p'_{i1} \\ p'_{i3} & p'_{i2} & -p'_{i1} & 0 \end{pmatrix} \quad \text{and} \quad Q_i = \begin{pmatrix} 0 & -q'_{i1} & -q'_{i2} & -q'_{i3} \\ q'_{i1} & 0 & -q'_{i3} & q'_{i2} \\ q'_{i2} & q'_{i3} & 0 & -q'_{i1} \\ q'_{i3} & -q'_{i2} & q'_{i1} & 0 \end{pmatrix},$$

for $1 \leq i \leq n$. Then the quaternion products $q \otimes \mathbf{p}'_i$ and $\mathbf{q}'_i \otimes q$ are equivalent to the matrix products $P_i q$ and $Q_i q$. We thus have

$$\begin{aligned}
\sum_{i=1}^n (q \otimes \mathbf{p}'_i \otimes q^*) \cdot \mathbf{q}'_i &= \sum_{i=1}^n (q \otimes \mathbf{p}'_i) \cdot (\mathbf{q}'_i \otimes q) && \text{(by (20))} \\
&= \sum_{i=1}^n (P_i q) \cdot (Q_i q) \\
&= \sum_{i=1}^n q^\top P_i^\top Q_i q \\
&= q^\top \left(\sum_{i=1}^n P_i^\top Q_i \right) q.
\end{aligned}$$

It is easy to verify that each matrix $P_i^\top Q_i$ is symmetric, so is the 4×4 matrix

$$M = \sum_{i=1}^n P_i^\top Q_i.$$

Thus M has real eigenvalues only, say, $\lambda_1, \lambda_2, \lambda_3, \lambda_4$ with $\lambda_1 \geq \lambda_2 \geq \lambda_3 \geq \lambda_4$.² Let $\mathbf{v}_1, \mathbf{v}_2, \mathbf{v}_3, \mathbf{v}_4$ be the corresponding orthogonal unit eigenvectors. Eigenvectors corresponding to different eigenvalues must be orthogonal to each other. Multiple eigenvectors corresponding to the same eigenvalue are chosen to be orthogonal to each other. The quaternion q is a linear combination of these eigenvectors:

$$q = \alpha_1 \mathbf{v}_1 + \alpha_2 \mathbf{v}_2 + \alpha_3 \mathbf{v}_3 + \alpha_4 \mathbf{v}_4.$$

Therefore we have

$$\begin{aligned}
q^\top M q &= (\alpha_1 \mathbf{v}_1 + \alpha_2 \mathbf{v}_2 + \alpha_3 \mathbf{v}_3 + \alpha_4 \mathbf{v}_4)^\top M (\alpha_1 \mathbf{v}_1 + \alpha_2 \mathbf{v}_2 + \alpha_3 \mathbf{v}_3 + \alpha_4 \mathbf{v}_4) \\
&= (\alpha_1 \mathbf{v}_1 + \alpha_2 \mathbf{v}_2 + \alpha_3 \mathbf{v}_3 + \alpha_4 \mathbf{v}_4) \cdot (\lambda_1 \alpha_1 \mathbf{v}_1 + \lambda_2 \alpha_2 \mathbf{v}_2 + \lambda_3 \alpha_3 \mathbf{v}_3 + \lambda_4 \alpha_4 \mathbf{v}_4) \\
&= \lambda_1 \alpha_1^2 + \lambda_2 \alpha_2^2 + \lambda_3 \alpha_3^2 + \lambda_4 \alpha_4^2.
\end{aligned}$$

The product $q^\top M q$ achieves its maximum when $\alpha_1 = 1$ and $\alpha_2 = \alpha_3 = \alpha_4 = 0$. Therefore, the unit quaternion q that maximizes (19) is *the eigenvector that corresponds to the largest eigenvalue of the matrix M* . It describes the optimal rotation for (17), i.e, for data registration.

When the corresponding points $\mathbf{q}_1, \dots, \mathbf{q}_n$ are unknown, a well-known method called the Iterative Closest Point (ICP) [1] solves the registration problem. Given a set of data points $\{\mathbf{p}_1, \dots, \mathbf{p}_n\}$, the ICP algorithm finds the initial corresponding points $\mathbf{q}_1^{(0)}, \dots, \mathbf{q}_n^{(0)}$ as the closest points on the surface model to $\mathbf{p}_1^{(0)} = \mathbf{p}_1, \dots, \mathbf{p}_n^{(0)} = \mathbf{p}_n$, respectively. Then it applies the introduced quaternion-based method to determine the rotation and translation that best match $\{\mathbf{p}_i^{(0)}\}$ with $\{\mathbf{q}_i^{(0)}\}$. The second iteration applies the just found transformation to every $\mathbf{p}_i^{(0)}$, obtaining $\mathbf{p}_i^{(1)}$, and then determines its new corresponding point $\mathbf{q}_i^{(1)}$ on the model as the closest point to $\mathbf{p}_i^{(1)}$. Recompute the best rotation and translation using quaternions, and so on. The algorithm stops when the change in the new transformation becomes small enough.

²Multiplicities of the eigenvalues are counted.

6 Discussion

In physics, quaternions are correlated to the nature of the universe at the level of quantum mechanics. They lead to elegant expressions of the Lorentz transformations, which form the basis of the modern theory of relativity. In signal processing, Quaternion Fourier Transform (QFT) is a powerful tool. The QFT restores the lost commutative property at the cost of no longer being a division algebra. It can be used, for instance, to embed a watermark in a color image. Other applications of QFT include face recognition (jointly with Quaternion Wavelet Transform) and voice recognition [10].

Homogeneous coordinates are introduced to make translation multiplicative, along with scaling and rotation. They are convenient in representing points, lines, and planes, and fundamental for studying projections. Like quaternions, homogeneous coordinates are 4-tuples. This suggests that there might be a way of doing scaling and translation using some sort of quaternion operator. As of now, no such way has been found as quaternions and their rotation operators are algebraically incompatible with homogeneous coordinates.

In 1873, quaternions were extended to dual quaternions by Clifford [2] to represent both rotations and translations. Dual quaternions have found applications in kinematics, robotics, motion estimation, and computer graphics.

A Power, Exponential, and Logarithm

Let us first look at a unit quaternion $q = q_0 + \mathbf{q}$. That $q_0^2 + \|\mathbf{q}\|^2 = 1$ implies that there exists a unique $\theta \in [0, \pi]$ such that $\cos \theta = q_0$ and $\sin \theta = \|\mathbf{q}\|$. The quaternion can thus be rewritten in terms of θ and the unit vector $\hat{\mathbf{u}} = \mathbf{q}/\|\mathbf{q}\|$:

$$q = \cos \theta + \hat{\mathbf{u}} \sin \theta.$$

A general quaternion $q = q_0 + \mathbf{q}$ can be represented as a unit quaternion scaled by the norm $|q|$:

$$q = |q|(\cos \theta + \hat{\mathbf{u}} \sin \theta), \quad (21)$$

where $\hat{\mathbf{u}} = \mathbf{q}/\|\mathbf{q}\|$ and $\theta = \arccos(q_0/|q|)$. Euler's identity for a complex number

$$a + bi = \sqrt{a^2 + b^2}e^{i\phi},$$

where $i^2 = -1$ and $\phi = \text{atan2}(b, a)$, generalizes to the quaternion q in a way that (21) can be rewritten as

$$q = |q|e^{u\theta}.$$

This allows us to define the power of q as

$$q^\rho = |q|^\rho \left(e^{u\theta} \right)^\rho = |q|^\rho (\cos(\rho\theta) + \hat{\mathbf{u}} \sin(\rho\theta)), \quad \rho \in \mathbb{R}. \quad (22)$$

Intuitively, the power is taken over the norm of the quaternion while a scaling is performed on its "phase angle".

An exponential of q makes use of the Taylor expansion that treats q just as an ordinary variable:

$$e^q = \sum_{i=0}^{\infty} \frac{q^i}{i!}.$$

The sum on the right hand side has a closed form that transforms the above into

$$\begin{aligned} e^q &= \exp(q_0 + \hat{\mathbf{u}}\|\mathbf{q}\|) \\ &= e^{q_0} \otimes (\cos \|\mathbf{q}\| + \hat{\mathbf{u}} \sin \|\mathbf{q}\|). \end{aligned} \quad (23)$$

The logarithm of q is accordingly defined as

$$\ln q = \ln |q| + \hat{\mathbf{u}} \arccos \left(\frac{q_0}{|q|} \right). \quad (24)$$

The two operations are inverses of each other as we can verify

$$\begin{aligned} e^{\ln q} &= e^{\ln |q| + \hat{\mathbf{u}} \arccos(q_0/|q|)} \\ &= |q| e^{\hat{\mathbf{u}} \arccos(q_0/|q|)} \\ &= |q| \left(\frac{q_0}{|q|} + \hat{\mathbf{u}} \frac{\|\mathbf{q}\|}{|q|} \right) \\ &= q. \end{aligned}$$

B Quaternion Differentiation and Integration

Suppose the quaternion q given in (1) is a function of some variable, say, time t . We can write the derivative of $q(t)$ as

$$\begin{aligned} \dot{q} &= \dot{q}_0 + \dot{\mathbf{q}} \\ &= \dot{q}_0 + \dot{q}_1 \hat{\mathbf{i}} + \dot{q}_2 \hat{\mathbf{j}} + \dot{q}_3 \hat{\mathbf{k}}. \end{aligned}$$

Let p given in (2) be another function of t . It is easy to verify from (3) that the product rule over differentiation carries over, namely,

$$\frac{d}{dt}(p \otimes q) = \dot{p} \otimes q + p \otimes \dot{q}.$$

Integration is carried over the four components of a quaternion.

Differentiation gets more complicated when $q(t)$ is a unit quaternion that requires the devotion of the rest of this section. In this case, the quaternion function $q(t)$ describes how the orientation of some moving object, represented by its body frame, varies relative to a fixed (world) frame. Let $\boldsymbol{\omega}(t)$ be the angular velocity of the body frame with respect to the world frame. The angular velocity can be determined from Newton's equations for dynamics. How to characterize the changing rate of $q(t)$, that is, its derivative $\dot{q}(t)$?

Theorem 3 *Let $q(t)$ be a unit quaternion function, and $\boldsymbol{\omega}(t)$ the angular velocity determined by $q(t)$. The derivative of $q(t)$ is*

$$\dot{q} = \frac{1}{2} \boldsymbol{\omega} \otimes q. \quad (25)$$

Proof At $t + \Delta t$, the rotation is described by $q(t + \Delta t)$. This is after some extra rotation during Δt performed on the frame that has already undergone a rotation described by $q(t)$. This extra

rotation is about the instantaneous axis $\hat{\omega} = \omega/\|\omega\|$ through the angle $\Delta\theta = \|\omega\|\Delta t$. It can be described by a quaternion:

$$\begin{aligned}\Delta q &= \cos \frac{\Delta\theta}{2} + \hat{\omega} \sin \frac{\Delta\theta}{2} \\ &= \cos \frac{\|\omega\|\Delta t}{2} + \hat{\omega} \sin \frac{\|\omega\|\Delta t}{2}.\end{aligned}\tag{26}$$

The rotation at $t + \Delta t$ is thus described by the quaternion sequence $q(t), \Delta q$, implying

$$q(t + \Delta t) = \Delta q \otimes q(t).\tag{27}$$

We are now ready to derive $\dot{q}(t)$. First, let us obtain the difference

$$\begin{aligned}q(t + \Delta t) - q(t) &= \left(\cos \frac{\|\omega\|\Delta t}{2} + \hat{\omega} \sin \frac{\|\omega\|\Delta t}{2} \right) \otimes q(t) - q(t) && \text{(by (26) and (27))} \\ &= \cos \frac{\|\omega\|\Delta t}{2} q(t) + \sin \frac{\|\omega\|\Delta t}{2} \hat{\omega} \otimes q(t) - q(t) && \text{(by (4))} \\ &= -2 \sin^2 \frac{\|\omega\|\Delta t}{4} q(t) + \sin \frac{\|\omega\|\Delta t}{2} \hat{\omega} \otimes q(t).\end{aligned}$$

The first term in the last equation above is of higher order than Δt , thus its ratio to Δt goes to zero as the latter does. Hence

$$\begin{aligned}\dot{q}(t) &= \lim_{\Delta t \rightarrow 0} \frac{q(t + \Delta t) - q(t)}{\Delta t} \\ &= \left(\lim_{\Delta t \rightarrow 0} \frac{\sin(\|\omega\|\Delta t/2)}{\Delta t} \right) \hat{\omega} \otimes q(t) \\ &= \left(\frac{d}{dt} \sin \left(\frac{\|\omega\|t}{2} \right) \Big|_{t=0} \right) \hat{\omega} \otimes q(t)\end{aligned}\tag{28}$$

$$\begin{aligned}&= \frac{\|\omega\|}{2} \hat{\omega} \otimes q(t) \\ &= \frac{1}{2} \omega(t) \otimes q(t).\end{aligned}\tag{29}$$

□

If \dot{q} is known, we can recover the angular velocity from (25) by right multiplying its both sides with q^* :

$$\omega = 2\dot{q} \otimes q^*.\tag{30}$$

The second derivative of the quaternion follows from differentiating (25):

$$\begin{aligned}\ddot{q} &= \frac{1}{2}(\dot{\omega} \otimes q + \omega \otimes \dot{q}) \\ &= \frac{1}{2}\dot{\omega} \otimes q + \frac{1}{4}\omega \otimes \omega \otimes q && \text{(by (25))} \\ &= \left(-\frac{1}{4}\|\omega\|^2 + \frac{1}{2}\dot{\omega} \right) \otimes q.\end{aligned}\tag{31}$$

We can also recover the angular acceleration if the first and second derivatives of q are both known. This is done by right multiplying (31) with q^* :

$$\begin{aligned}\dot{\omega} &= 2\ddot{q} \otimes q^* - \omega \otimes \dot{q} \otimes q^* \\ &= 2\ddot{q} \otimes q^* - 2\dot{q} \otimes q^* \otimes \dot{q} \otimes q^* && \text{(by (30))} \\ &= 2(\ddot{q} \otimes q^* - (\dot{q} \otimes q^*)^2).\end{aligned}$$

In mechanics, the angular velocity of a rigid body at any time instant is often described with respect to a fixed frame that *instantaneously coincides* with its body frame.³ We often say that this angular velocity is “in terms of” or “expressed in” the body frame. Denoted as $\tilde{\omega}$, it is obtained from ω by rotating the world frame to coincide with the rotating frame determined by q . This establishes

$$\tilde{\omega} = q^* \otimes \omega \otimes q.$$

Combining (25) with the above, we have another expression of the quaternion derivative:

$$\dot{q} = \frac{1}{2}q \otimes \tilde{\omega}.$$

The differential equation (25) can be solved via numerical integration. Let h be the time step size, and denote by q_k and ω_k the quaternion and angular velocity at the time kh . Euler’s method approximates the quaternion at the next time step by

$$q_{k+1} = q_k + \frac{1}{2}h\omega_k \otimes q_k.$$

Due to the increment, the length of q_{k+1} will be different from unity. It is then normalized:

$$q_{k+1} \leftarrow \frac{q_{k+1}}{\|q_{k+1}\|}.$$

Euler’s method is of first order and known to be inaccurate due to the truncation error, which will propagate to the subsequent normalization. Standard integration methods of higher order such as Adams-Bashforth and Runge-Kutta [11] can be employed. Special integration methods for quaternions have also been developed, and shown to be more effective. We refer to [14] for a survey of these methods with performance comparisons.

C Quaternion Interpolation

In computer graphics and animation, there is often a need to interpolate between an object’s initial orientation (i.e., a rotation of the body frame with respect to the world frame) and final orientation to generate a smooth rotating motion. Let the the two rotations be represented respectively by the following two unit quaternions:

$$\begin{aligned}r_1 &= \cos \frac{\theta_1}{2} + \hat{\mathbf{u}}_1 \sin \frac{\theta_1}{2}, \\ r_2 &= \cos \frac{\theta_2}{2} + \hat{\mathbf{u}}_2 \sin \frac{\theta_2}{2},\end{aligned}$$

where for $i = 1, 2$, $\hat{\mathbf{u}}_i$ is a unit vector representing the axis of the i th rotation, and θ_i the corresponding rotation angle. For interpolation to be meaningful, $r_1 \neq r_2$ must hold.

³Thus, at a different time instant, the angular velocity is measured in a different fixed frame due to the rotation of the body frame.

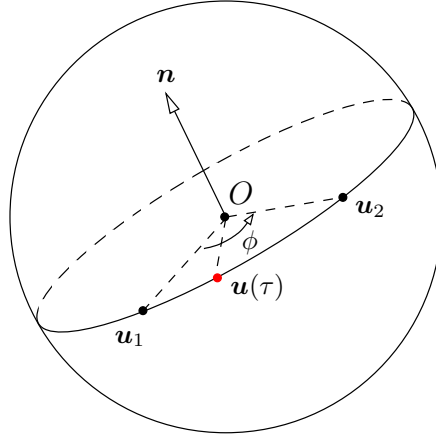
C.1 Constant Change Rates in Rotation Axis and Angle

It is easy to interpolate the rotation angle linearly as

$$\theta(\tau) = (1 - \tau)\theta_1 + \tau\theta_2, \quad (32)$$

where $\tau \in [0, 1]$. However, linear interpolation between the unit vectors $\hat{\mathbf{u}}_1$ and $\hat{\mathbf{u}}_2$ would yield the vector $\mathbf{v} = (1 - \tau)\hat{\mathbf{u}}_1 + \tau\hat{\mathbf{u}}_2$ that is not unit. If we simply normalize it as $\mathbf{w} = \mathbf{v}/\|\mathbf{v}\|$, the resulting curve $\mathbf{w}(\tau)$ is not constant speed in terms of τ . This is often not desired or visually appealing as the object may seem to be rotating “unstably” from $\hat{\mathbf{u}}_1$ to $\hat{\mathbf{u}}_2$.

Since $\hat{\mathbf{u}}_1$ and $\hat{\mathbf{u}}_2$ lie on the unit sphere, it is natural to interpolate them using their shortest path on the sphere. This is the shorter one of the two great arcs connecting $\hat{\mathbf{u}}_1$ and $\hat{\mathbf{u}}_2$, as illustrated in the figure below.



Picture a point $\hat{\mathbf{u}}(\tau)$ moving at constant speed on this great arc from $\hat{\mathbf{u}}_1$ to $\hat{\mathbf{u}}_2$ as τ increases from 0 to 1. Essentially, $\hat{\mathbf{u}}(\tau)$ is a constant speed parametrization of the arc over $[0, 1]$. To derive it, we first construct the normal to the plane:

$$\hat{\mathbf{n}} = \frac{\hat{\mathbf{u}}_1 \times \hat{\mathbf{u}}_2}{\|\hat{\mathbf{u}}_1 \times \hat{\mathbf{u}}_2\|}. \quad (33)$$

In the case $\hat{\mathbf{u}}_1 = -\hat{\mathbf{u}}_2$, we may simply pick the vertical plane containing them. Denoting $\hat{\mathbf{u}}_1 = (u_x, u_y, u_z)$, the vertical plane has the normal

$$\hat{\mathbf{n}} = \frac{(-u_y, u_x, 0)}{\sqrt{u_x^2 + u_y^2}}$$

if $u_x^2 + u_y^2 \neq 0$, and otherwise $\hat{\mathbf{n}} = (1, 0, 0)$ by choice.

Due to the choice of $\hat{\mathbf{n}}$, the rotation angle ϕ from $\hat{\mathbf{u}}_1$ to $\hat{\mathbf{u}}_2$ about $\hat{\mathbf{n}}$ is in $(0, \pi]$. It can be easily obtained that

$$\phi = \arccos(\hat{\mathbf{u}}_1 \cdot \hat{\mathbf{u}}_2). \quad (34)$$

Then the vector $\hat{\mathbf{u}}(\tau)$ is determined from a rotation of $\hat{\mathbf{u}}_1$ about $\hat{\mathbf{n}}$ through the angle $\tau\phi$, as a quaternion product:

$$\hat{\mathbf{u}}(\tau) = \left(\cos \frac{\tau\phi}{2} + \hat{\mathbf{n}} \sin \frac{\tau\phi}{2} \right) \hat{\mathbf{u}}_1 \left(\cos \frac{\tau\phi}{2} - \hat{\mathbf{n}} \sin \frac{\tau\phi}{2} \right).$$

In fact, $\hat{\mathbf{u}}$ has a simpler form not involving quaternion multiplications:

$$\hat{\mathbf{u}}(\tau) = \frac{\sin((1-\tau)\phi)}{\sin\phi}\hat{\mathbf{u}}_1 + \frac{\sin(\tau\phi)}{\sin\phi}\hat{\mathbf{u}}_2. \quad (35)$$

The correctness of the above expression can be first established for the case that $\hat{\mathbf{u}}_1$ and $\hat{\mathbf{u}}_2$ lie in the xy -plane, and $\hat{\mathbf{n}}$ is along the z -direction. Let $\hat{\mathbf{u}}_1 = (\cos\theta_1, \sin\theta_1)$. Then $\hat{\mathbf{u}}_2 = (\cos(\theta_1 + \phi), \sin(\theta_1 + \phi))$. We have

$$\begin{aligned} & \frac{\sin((1-\tau)\phi)}{\sin\phi}\hat{\mathbf{u}}_1 + \frac{\sin(\tau\phi)}{\sin\phi}\hat{\mathbf{u}}_2 \\ = & \left(\frac{\sin((1-\tau)\phi)\cos\theta_1 + \sin(\tau\phi)\cos(\theta_1 + \phi)}{\sin\phi}, \frac{\sin((1-\tau)\phi)\sin\theta_1 + \sin(\tau\phi)\sin(\theta_1 + \phi)}{\sin\phi} \right) \\ = & \left(\frac{\sin\phi(\cos(\tau\phi)\cos\theta_1 - \sin(\tau\phi)\sin\theta_1)}{\sin\phi}, \frac{\sin\phi(\cos(\tau\phi)\sin\theta_1 + \sin(\tau\phi)\cos\theta_1)}{\sin\phi} \right) \\ = & (\cos(\theta_1 + \tau\phi), \sin(\theta_1 + \tau\phi)) \\ = & \hat{\mathbf{u}}(\tau). \end{aligned}$$

If $\hat{\mathbf{u}}_1$ and $\hat{\mathbf{u}}_2$ do not lie in the xy -plane, we rotate $\hat{\mathbf{n}}$ to coincide with the z -axis. Let R be the corresponding rotation matrix. Then

$$\begin{aligned} \hat{\mathbf{u}}(\tau) &= R^{-1}(R\hat{\mathbf{u}}) \\ &= R^{-1}\left(\frac{\sin((1-\tau)\phi)}{\sin\phi}(R\hat{\mathbf{u}}_1) + \frac{\sin(\tau\phi)}{\sin\phi}(R\hat{\mathbf{u}}_2)\right) \\ &= \frac{\sin((1-\tau)\phi)}{\sin\phi}\hat{\mathbf{u}}_1 + \frac{\sin(\tau\phi)}{\sin\phi}\hat{\mathbf{u}}_2. \end{aligned}$$

Finally, we can interpolate between r_1 and r_2 over $[0, 1]$:

$$\begin{aligned} r(\tau) &= \cos\frac{\theta(\tau)}{2} + \hat{\mathbf{u}}(\tau)\sin\frac{\theta(\tau)}{2} \\ &= \cos\frac{(1-\tau)\theta_1 + \tau\theta_2}{2} + \left(\frac{\sin((1-\tau)\phi)}{\sin\phi}\hat{\mathbf{u}}_1 + \frac{\sin(\tau\phi)}{\sin\phi}\hat{\mathbf{u}}_2\right)\sin\frac{(1-\tau)\theta_1 + \tau\theta_2}{2}, \quad (36) \end{aligned}$$

by (32) and (35), where ϕ is given in (34). The interpolation has constant change rates in both the rotation angle and the axis.

C.2 Spherical Linear Interpolation

In computer graphics, the widely used algorithm Slerp (spherical linear interpolation) [13] takes the following form

$$r(\tau) = r_1 \otimes (r_1^* \otimes r_2)^\tau, \quad \tau \in [0, 1], \quad (37)$$

where the power of a unit quaternion is given by (22).

It has been shown [3] that $r(\tau)$ parametrizes the shortest path connecting r_1 and r_2 on the 3D unit quaternion sphere in the 4D space. A major appeal is that interpolation is carried out as a rotation about a fixed axis at constant angular velocity.

D Differentiation With Respect to a Quaternion

Sometimes we need to perform differentiation with respect to a quaternion $q = q_0 + \mathbf{q}$, where $\mathbf{q} = (q_1, q_2, q_3)$. In this context, the quaternion shall be viewed as a column vector $(q_0, q_1, q_2, q_3)^\top$, just like all other vectors (unless specifically mentioned to be row vectors).

It easily follows that

$$\begin{aligned}\frac{\partial(\mathbf{u} \times \mathbf{v})}{\partial \mathbf{v}} &= [\mathbf{u}]_\times, \\ \frac{\partial(\mathbf{u} \times \mathbf{v})}{\partial \mathbf{u}} &= -\frac{\partial(\mathbf{v} \times \mathbf{u})}{\partial \mathbf{u}} \\ &= -[\mathbf{v}]_\times,\end{aligned}$$

where the operator $[\cdot]_\times$ is defined in (11).

We start with the product of two quaternions $p = p_0 + \mathbf{p}$ and $q = q_0 + \mathbf{q}$, given in (3). These quaternions are now viewed as column vectors $(p_0, p_1, p_2, p_3)^\top$ and $(q_0, q_1, q_2, q_3)^\top$, respectively. The derivative of $p \otimes q$ with respect to p is a 4×4 matrix:

$$\begin{aligned}\frac{\partial(p \otimes q)}{\partial p} &= \frac{\partial}{\partial p} \begin{pmatrix} p_0 q_0 - \mathbf{p} \cdot \mathbf{q} \\ p_0 \mathbf{q} + q_0 \mathbf{p} + \mathbf{p} \times \mathbf{q} \end{pmatrix} \\ &= \begin{pmatrix} q_0 & -\mathbf{q}^\top \\ \mathbf{q} & q_0 I_3 - [\mathbf{q}]_\times \end{pmatrix},\end{aligned}\tag{38}$$

where I_3 is the 3×3 identity matrix. The partial derivative of $p \otimes q^*$ with respect to p is derived from replacing \mathbf{q} with $-\mathbf{q}$ in the above:

$$\frac{\partial(p \otimes q^*)}{\partial p} = \begin{pmatrix} q_0 & \mathbf{q}^\top \\ -\mathbf{q} & q_0 I_3 + [\mathbf{q}]_\times \end{pmatrix}.\tag{39}$$

Similarly, the partial derivative of the product $p \otimes q$ with respect to q is given below:

$$\frac{\partial(p \otimes q)}{\partial q} = \begin{pmatrix} p_0 & -\mathbf{p}^\top \\ \mathbf{p} & p_0 I_3 + [\mathbf{p}]_\times \end{pmatrix}\tag{40}$$

Also, the partial derivative of the product $p \otimes q^*$ with respect to q is

$$\begin{aligned}\frac{\partial(p \otimes q^*)}{\partial q} &= \frac{\partial}{\partial q} \begin{pmatrix} p_0 q_0 + \mathbf{p} \cdot \mathbf{q} \\ -p_0 \mathbf{q} + q_0 \mathbf{p} - \mathbf{p} \times \mathbf{q} \end{pmatrix} \\ &= \begin{pmatrix} p_0 & \mathbf{p}^\top \\ \mathbf{p} & -p_0 I_3 - [\mathbf{p}]_\times \end{pmatrix}.\end{aligned}\tag{41}$$

In each of the derivatives (38) and (40), let the non-differentiated quaternion be a pure quaternion \mathbf{v} , that is, a vector, and name the other quaternion q always. Then the derivatives reduce to the following:

$$\frac{\partial(q \otimes \mathbf{v})}{\partial q} = \begin{pmatrix} 0 & -\mathbf{v}^\top \\ \mathbf{v} & -[\mathbf{v}]_\times \end{pmatrix},\tag{42}$$

$$\frac{\partial(\mathbf{v} \otimes q)}{\partial q} = \begin{pmatrix} 0 & -\mathbf{v}^\top \\ \mathbf{v} & [\mathbf{v}]_\times \end{pmatrix}.\tag{43}$$

Alternatively, in (38) and (40), we let the differentiated quaternion be a vector. The derivatives becomes two 4×3 matrices:

$$\frac{\partial(\mathbf{v} \otimes q)}{\partial \mathbf{v}} = \begin{pmatrix} -\mathbf{q}^\top \\ q_0 I_3 - [\mathbf{q}]_\times \end{pmatrix}, \quad (44)$$

$$\frac{\partial(q \otimes \mathbf{v})}{\partial \mathbf{v}} = \begin{pmatrix} -\mathbf{q}^\top \\ q_0 I_3 + [\mathbf{q}]_\times \end{pmatrix}. \quad (45)$$

At last, we look at the derivatives of the product $q \otimes \mathbf{v} \otimes q^*$ respectively with respect to the unit quaternion q and the vector \mathbf{v} . The product gives the vector that results from performing a rotation represented by q on \mathbf{v} . The form is given in (7). Differentiation with respect to \mathbf{v} is straightforward since the product is linear in \mathbf{v} :

$$\frac{\partial(q \otimes \mathbf{v} \otimes q^*)}{\partial \mathbf{v}} = (q_0^2 - \|\mathbf{q}\|^2) I_3 + 2\mathbf{q}\mathbf{q}^\top + 2q_0[\mathbf{q}]_\times, \quad (46)$$

and

$$\frac{\partial(q^* \otimes \mathbf{v} \otimes q)}{\partial \mathbf{v}} = \frac{\partial(q^* \otimes \mathbf{v} \otimes (q^*)^*)}{\partial \mathbf{v}} \quad (47)$$

$$= (q_0^2 - \|\mathbf{q}\|^2) I_3 + 2\mathbf{q}\mathbf{q}^\top - 2q_0[\mathbf{q}]_\times. \quad (48)$$

Meanwhile, the product is quadratic in \mathbf{q} . Let us first obtain the following derivatives:

$$\begin{aligned} \frac{\partial(\|\mathbf{q}\|^2 \mathbf{v})}{\partial \mathbf{q}} &= \frac{\partial(\mathbf{v}\mathbf{q}^\top \mathbf{q})}{\partial \mathbf{q}} \\ &= 2\mathbf{v}\mathbf{q}^\top, \\ \frac{\partial((\mathbf{q} \cdot \mathbf{v})\mathbf{q})}{\partial \mathbf{q}} &= \frac{\partial((\mathbf{v}^\top \mathbf{q})\mathbf{q})}{\partial \mathbf{q}} \\ &= \mathbf{v}^\top \mathbf{q} I_3 + \mathbf{q}\mathbf{v}^\top. \end{aligned}$$

Now, differentiate (7) and substitute the above derivatives in. After some cleanup, the derivative of the rotated vector with respect to the rotation is as below:

$$\frac{\partial(q \otimes \mathbf{v} \otimes q^*)}{\partial q} = 2 \left(q_0 \mathbf{v} + \mathbf{q} \times \mathbf{v}, \quad -\mathbf{v}\mathbf{q}^\top + (\mathbf{v} \cdot \mathbf{q}) I_3 + \mathbf{q}\mathbf{v}^\top - q_0[\mathbf{v}]_\times \right). \quad (49)$$

References

- [1] P. J. Besl and N. D. McKay. *A method for registration of 3-D shapes*. *IEEE Transactions on pattern analysis and machine intelligence*, 14(2):239–256, 1992.
- [2] W. K. Clifford. Preliminary sketch of bi-quaternions. *Proceedings of the London Mathematical Society*, s1–4(1):381–395, 1873.
- [3] E. B. Dam, M. Koch, and M. Lillholm. Quaternions, interpolation, and animation. <http://web.mit.edu/2.998/www/QuaternionReport1.pdf>.
- [4] O. D. Faugeras and M. Hebert. *The representation, recognition, and locating of 3-D objects*. *International Journal of Robotics Research*, 5(3):27–52, 1986.

- [5] W. R. Hamilton. On quaternions; or on a new system of imaginiaries in algebra. *London, Edinburgh, and Dublin Philosophical Magazine and Journal of Science*, 25(3):489–495, 1844.
- [6] B. K. P. Horn. *Closed-form solution of absolute orientation using unit quaternions*. *Journal of Optical Society of America A*, 4(4):629–642, 1987.
- [7] T. W. Hungerford. *Algebra*. Springer-Verlag, 1974.
- [8] N. Jacobson. *Basic Algebra*. W. H. Freeman & Co., 1985.
- [9] J. B. Kuipers. *Quaternions and Rotation Sequences*. Princeton University Press, 1999.
- [10] S. Oldenburger. *Applications of Quaternions*. Written project of the course “Problem Solving Techniques in Applied Computer Science” (Com S 477/577), Department of Computer Science, Iowa State University, 2005.
- [11] W. H. Press, S. A. Teukolsky, W. T. Vetterling, and B. P. Flannery. *Numerical Recipes in C*, 2nd edition. Cambridge University Press, Inc., 2002.
- [12] J. T. Schwartz and M. Sharir. *Identification of partially obscured objects in two and three dimensions by matching noisy characteristic curves*. *International Journal of Robotics Research*, 6(2):29–44, 1987.
- [13] K. Shoemake. Animating rotation with quaternion curves. *Computer Graphics*, 19(3):245–254, 1985.
- [14] F. Zhao and B. G. M. van Wachem. A novel quaternion integration approach for describing the behaviour of non-spherical particles. *Acta Mechanica*, 224:3091–3109, 2013.